



**LAKESHORE
CAP, INC.**

HELPING PEOPLE. CHANGING LIVES.

**LAKESHORE COMMUNITY ACTION PROGRAM
COMMUNITY NEEDS ASSESSMENT**

2025-2027

**A survey of Low Income Residents and Community Stakeholders o
Door, Kewaunee, Manitowoc and Sheboygan Counties**

LAKESHORE COMMUNITY ACTION PROGRAM

COMMUNITY NEEDS ASSESSMENT 2025-2027

TABLE OF CONTENTS

AGENCY SUMMARY	3
Agency Participant Satisfaction Feedback	4
Scope.....	5
DESCRIPTION OF SERVICE AREA	7
Door County	7
Kewaunee County	7
Manitowoc County.....	8
Sheboygan County	8
COMMUNITY NEEDS ASSESSMENT DESIGN AND DISTRIBUTION	9
COMMUNITY NEEDS ASSESSMENT RESULTS (LOW-INCOME).....	10
COMMUNITY NEEDS ASSESSMENT RESULTS (STAKEHOLDER).....	29
LOW INCOME COMMUNITY SURVEY	37
COMMUNITY STAKEHOLDER SURVEY	43
POVERTY DATA BY COUNTY.....	47
DOOR.....	47
KEWAUNEE.....	47
MANITOWOC.....	48
SHEBOYGAN	48
ALICE HOUSEHOLD SURVIVAL BUDGET.....	49
KEY FINDING.....	51
DATA RESOURCE LIST.....	52
Acknowledgements.....	52

AGENCY SUMMARY

The mission of Lakeshore CAP, Inc. of Wisconsin (LCAP) is to promote economic and personal self-sufficiency and well-being of low to moderate income persons and families through service programs, advocacy, community education and resource development in Door, Kewaunee, Manitowoc and Sheboygan counties and to enable and empower persons, parents and families through voluntary prevention, education and support programs.

In 2024 LCAP served 4,062 unduplicated individuals equaling 2,063 unduplicated households. 2024 demographic data includes:

Age Range	Unduplicated Individuals
0-5	646
6-13	664
14-17	299
18-24	436
25-44	1289
45-54	374
55-59	134
60-64	103
64-74	88
75+	29

Education Level ages 25+	Unduplicated Individuals
0-8 th Grade	37
9-12 th Grade/Non-graduate	326
HS Graduate/Equivalency Diploma	759
12 th Grade plus Some Post-secondary	215
2 or 4 year College Graduate	101
Graduate of other Post-secondary schooling	27

% of Federal Poverty Level	% of Households
Up to 50%	23.9
51-75%	6.3
76-100%	7.9
101-125%	7.1
126-150%	4.2
151-175%	4.1
176-200%	4.1
201-250%	17.5
251% and over	0
Unknown/Not Reported	24.8

Race	% of Individuals
American Indian or Alaska Native	1.1
Asian	2.5
Black or African American	15.3
Native Hawaiian and Other Pacific Islander	0.3
White	64.4
Other	2.3
Multi-race	7.7
Unknown/Not Reported	6.5

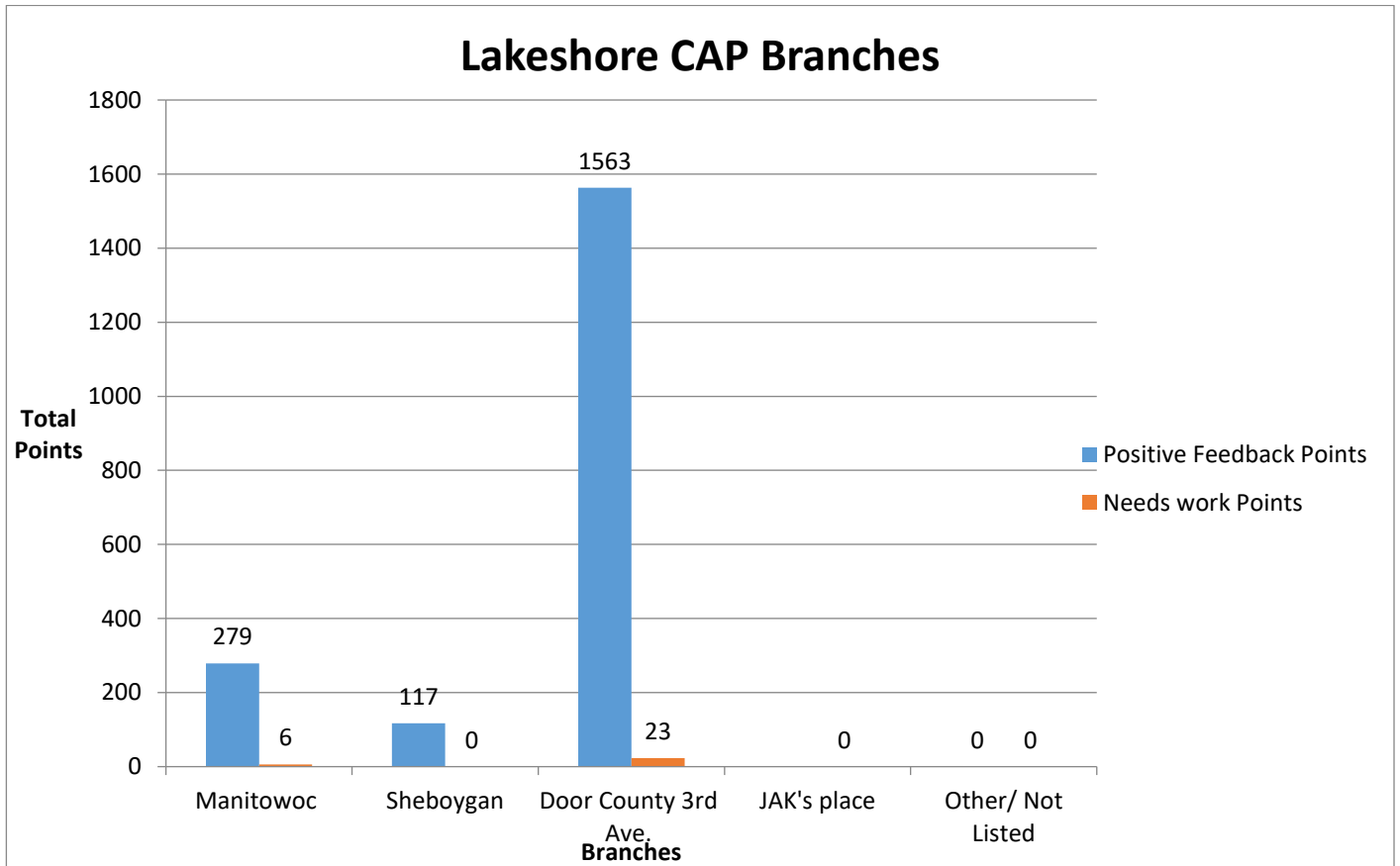
Ethnicity	% of Individuals
Hispanic	19.4
Non-Hispanic	73.4
Unknown/Not Reported	7.1

Other demographic information of those served by LCAP in 2024:

- Of the 2,063 households 574 or **28%** were single parent households
- Of these 574 single parent households, 504 or **88%** were female single parent households
- **24%** of ALL households served by LCAP in 2024 were female single parent households
- 571 of 2,453 individuals over 18 reported being employed full-time
- 330 of 2,453 individuals over 18 reported being employed part-time
- Of the 2,063 households, 822 reported income from employment only or employment plus other sources
- 443 or 11% of the persons served by LCAP reported they had no Health Insurance.

Agency Participant Satisfaction Feedback

Lakeshore CAP asks program participants to complete a short satisfaction survey when they exit programs or annually, whichever happens first. Questions focus on the participant's feelings about how they were treated by Lakeshore CAP staff, if they were happy with the results of the services they received from our agency and if they would recommend our services to others. Most of the questions are set up in a Likert Scale fashion. To score the surveys, each answer is assigned a point value and they are grouped into two categories, Positive Points and Needs Work Points. Below are the results of our 2024 feedback based on office location:



- **Lakeshore CAP's Community (Low Income) Needs Assessment Survey was distributed to the following groups:**
 - *Low-Income Persons*
 - *Minority Persons*
 - *Homeless and formerly Homeless Persons*
 - *Elderly Poor*
 - *Victims of Domestic Abuse*

- **Lakeshore CAP's Stakeholder Survey was distributed to the following:**
 - *Social Service Agency Officers*
 - *County Human Service Personnel*
 - *Service area at large via Facebook boosts*

- **Low income persons contribute to the deliberations in the following ways:**
 - *Serve on governing Board*
 - *Serve on Project Committees*
 - *Are employed by the Agency in specific instances*
 - *Serve as Volunteers*

DESCRIPTION OF SERVICE AREA

Lakeshore Community Action Program is the designated Community Action Agency for a four-county area in Northeast Wisconsin. In addition to these four counties, Lakeshore CAP also has contact with 6 counties in Eastern Wisconsin through its administration of the TEFAP program, distributing surplus food from the Federal Commodities Program to food pantries in the area. The counties served by the majority of our programming are Door, Kewaunee, Manitowoc, and Sheboygan.

Door County

Door County occupies the Door Peninsula with the Bay of Green Bay to the west and Lake Michigan to the east. It is 482 sq. miles of land area and is not in a metropolitan statistical area. The population of Door County is estimated at 30,584, with a growth rate of 0.04% in the past year. Home ownership is 79.3% in Door County. Median home selling rate is \$458,275 and average rent is \$1,088 for a one-bedroom apartment. Many of the homes are seasonal and vacation and skew values to the high side. Median household income is \$71,785 with the poverty rate standing at 8.66%.

The largest employers in Door County are:

- Fincantieri Bay Shipbuilding
- Door County YMCA
- Hatco Corporation
- County of Door County Government
- Therma-Tron-X
- Door County Medical Center
- Sturgeon Bay School District
- Wire Tech Fabricators
- Southern Door School District
- Marine Travelift/ExacTech

Kewaunee County

Kewaunee County is immediately to the south of Door County, and is bordered by Lake Michigan to the east and Green Bay and the Fox Valley to the west and consists of 343 sq. miles of land area. Kewaunee County is included within the Green Bay Metro statistical area. The population estimate is 20,764 with a growth rate of 0.18% in the past year. Home ownership is 85.3%. The median home selling rate is \$307,000 and Median Gross rent is \$736 for a one-bedroom apartment. Median Household income is \$80,085 and the poverty rate is at 7.62%.

The largest employers in Kewaunee County are:

- Pagel's Ponderosa
- Kewaunee Fabrications
- N.E.W Plastics Corp
- Bank of Luxemburg
- Vollrath Company
- Nicolet National Bank
- Agropur, Inc
- Natural Beauty Growers

Manitowoc County

Manitowoc County is to the south of Kewaunee County. It is bordered on the east by Lake Michigan and to the west by Calumet County with the City of Appleton also to the west. Its land area is 589 sq. miles. The population of Manitowoc County is 81,597 with a growth rate of 0.16% in the past year. Manitowoc County has a large agriculture sector, but employment is concentrated in Healthcare and Manufacturing. Home ownership is about 67%. The median home selling rate is \$233,000 and Median Gross rent is \$955. Median Household income is \$68,611 and the poverty rate is at 9.76%.

The largest employers in Manitowoc County are:

- Lakeside Foods
- Froedtert Holy Family
- Manitowoc Public School District
- Lakeshore College
- Next Era Energy
- VT Industries
- Advocate Aurora Healthcare
- Parker Hannifin
- Americollect
- Kaysun Corporation

Sheboygan County

Sheboygan County is the southernmost county in Lakeshore CAP's area. It is bounded on the east by Lake Michigan and to the west by Fond du Lac city and county. It is also the largest in terms of population with the cities of Sheboygan and Plymouth included. Its total land area is 511 sq. miles. The population of Sheboygan County is 117,934 and a growth rate of 0.08% in the past year. Sheboygan is the largest of the four counties served by Lakeshore CAP. Home ownership is about 75%. The median home selling rate is \$313,000 and Median Gross rent for a one-bedroom apartment is \$1,050. Median Household income is \$71,898 and the poverty rate is at 8.08%.

The largest employers in Sheboygan County are:

- Kohler Company
- Bemis Mfg. Co
- Nematik
- Advocate Aurora Healthcare
- American Orthodontics Corp
- Sargento Foods Inc
- Acuity
- Johnsonville Sausage
- Rockline Industries Inc
- Fresh Brands Distributing Inc

COMMUNITY NEEDS ASSESSMENT DESIGN AND DISTRIBUTION

Volunteers and staff of the Lakeshore CAP, Inc. organization collaborated with community agencies within the four-county service area who serve residents in Door, Kewaunee, Manitowoc and Sheboygan counties. The collaboration involved input into the design of the community needs survey, as well as the distribution of surveys to community residents. The collection of surveys involved a variety of means, to include paper surveys provided via in-person drop off at a participating agencies and electronic distribution via email and social media.

Survey Distribution

Both the low-income survey and the stakeholder survey were distributed between February-June 2025. Surveys were made available at Lakeshore CAP's facilities for completion during intake, and made available through agencies such as food pantries, domestic violence agencies, homeless shelters, mental health support services, and other partner locations throughout the four counties. Surveys were also offered online. Stakeholder surveys were distributed via online and emails sent to community partners.

Research and Survey Design

Protecting human subjects who may be at risk, and maintaining their privacy were deemed vital to the development and administration of the survey instrument. The survey collected demographical data, but no data deemed personally identifiable was collected. In the event a respondent personally turned in an instrument at a drop off collection site, the instrument was contained within an envelope and the actual instrument could not be associated with the individual.

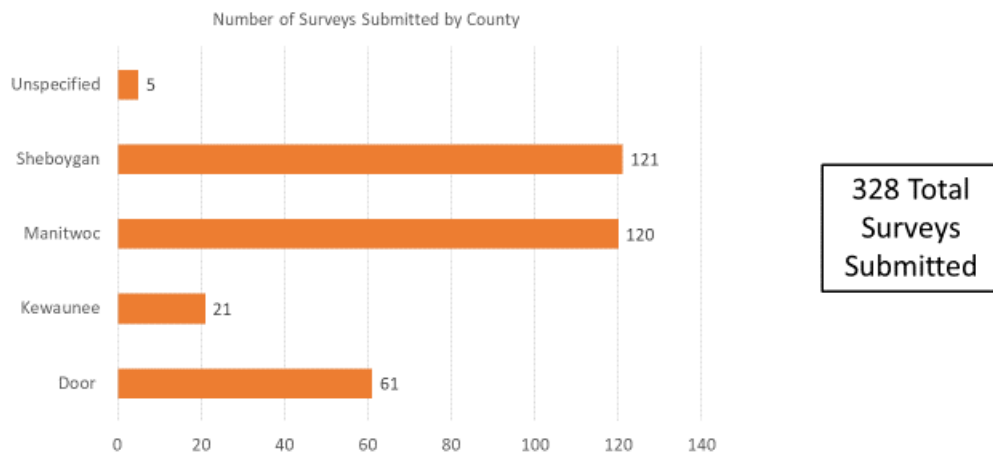
The Lakeshore CAP Community Needs Assessment Survey represents a quantitative method of identifying needs by anonymous participants through questions organized into seven major *quality of life dimensions* (employment, education and training, housing, health, transportation, family, financial and legal). The questions employed a Likert scale response, with additional opportunity to provide qualitative open comment. The questions in the survey were designed to elicit information that could be used to identify "needs" among the residents of the four-county service area. This information was specifically obtained for purposes of obtaining the *community and local voice*, a key factor that drives community action agency response.



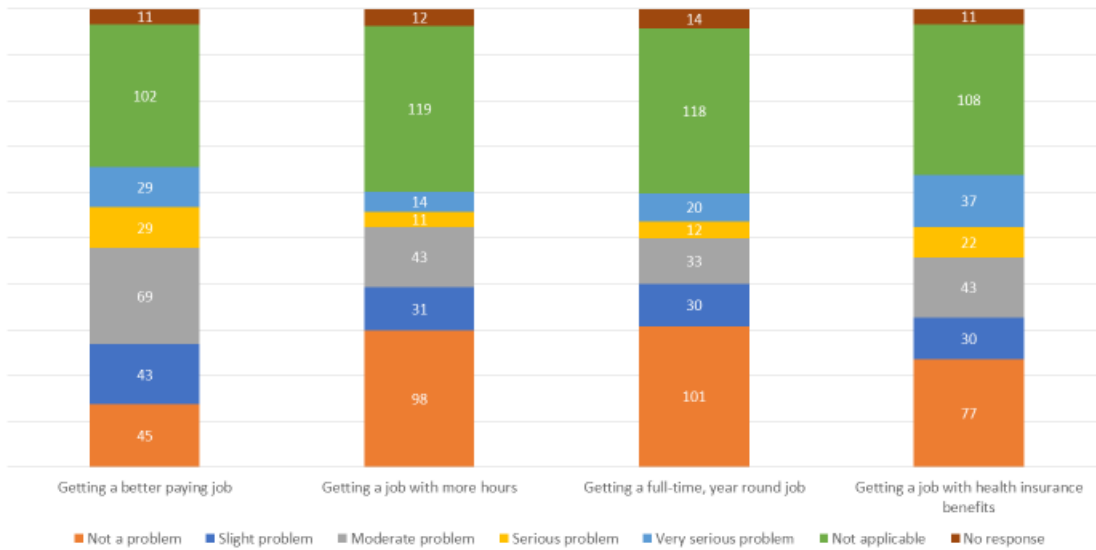
2025-2027 Community Needs Assessment

LOW-INCOME SURVEY

Surveys By County

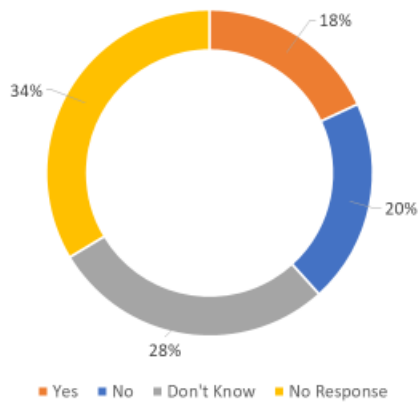


Employment

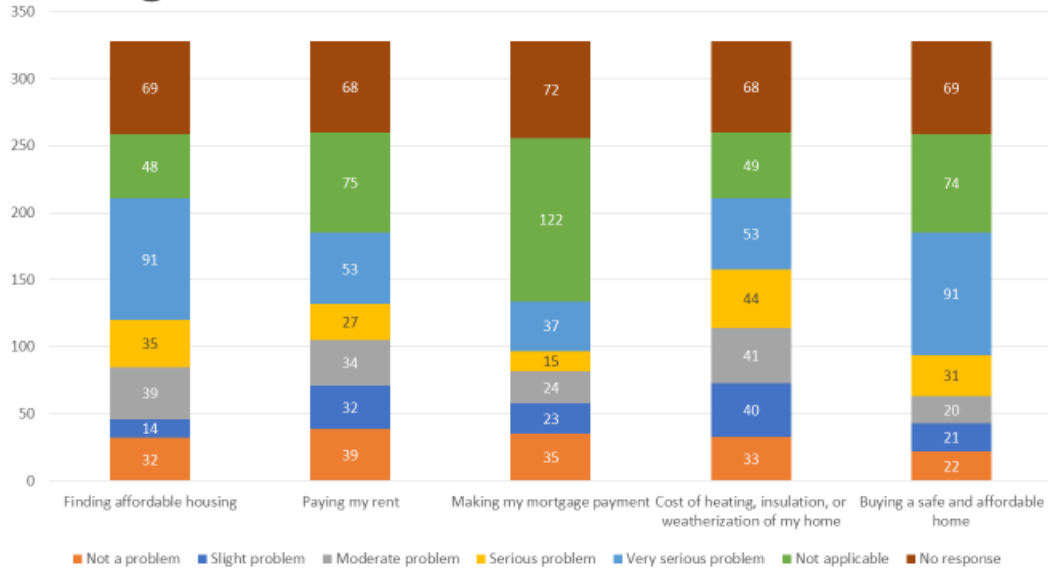


Employment

Do you feel existing programs or resources adequately address Employment Issues?

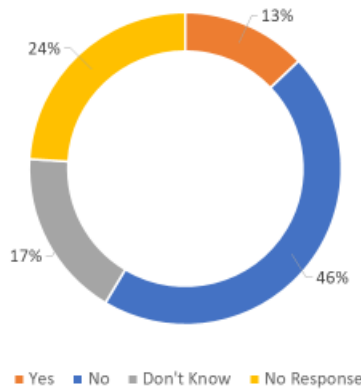


Housing

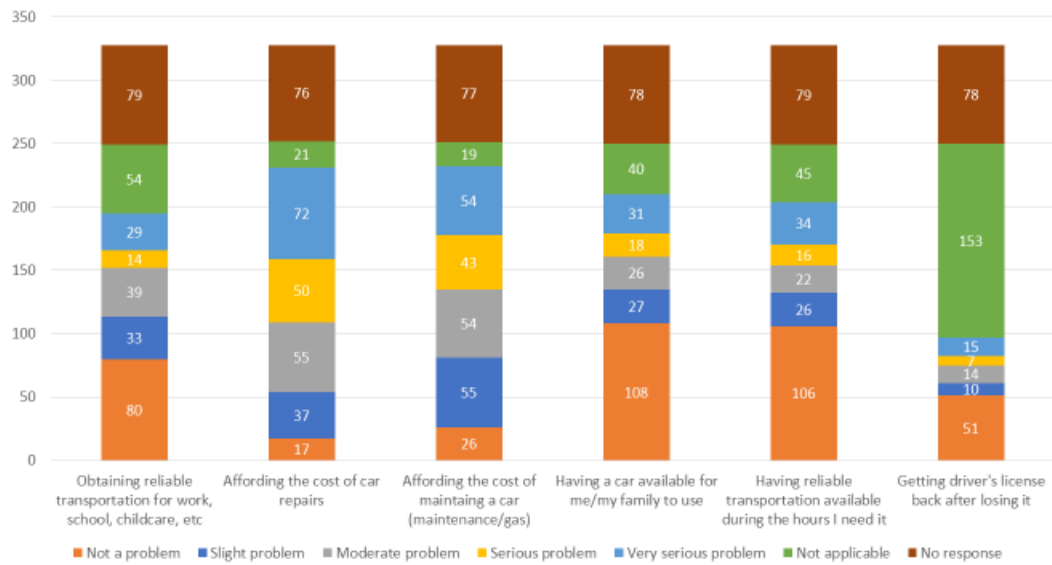


Housing

Do you feel existing programs or resources adequately address Housing Issues?

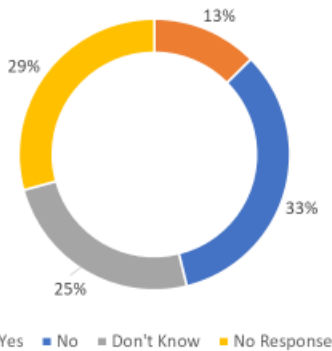


Transportation

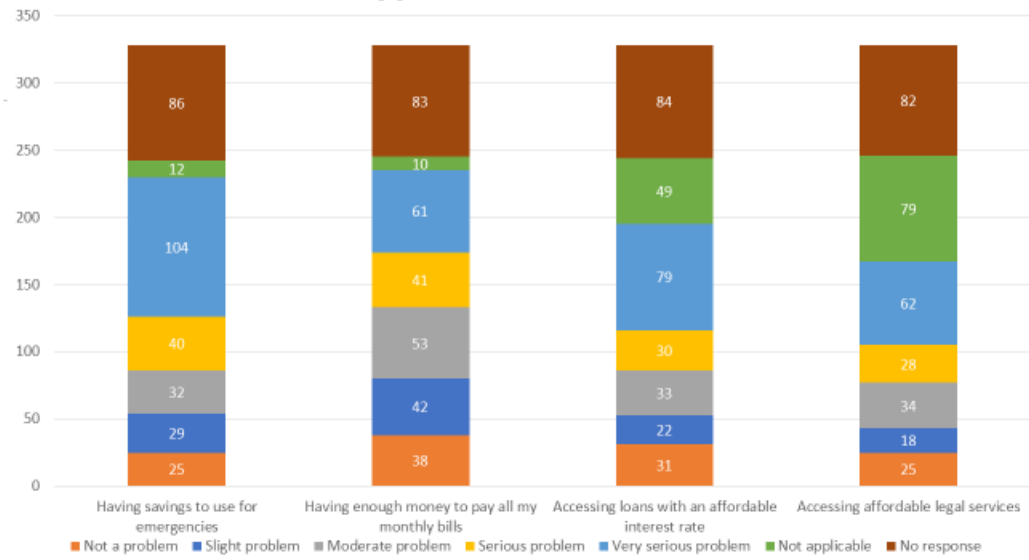


Transportation

Do you feel existing programs or resources adequately address Transportation Issues?

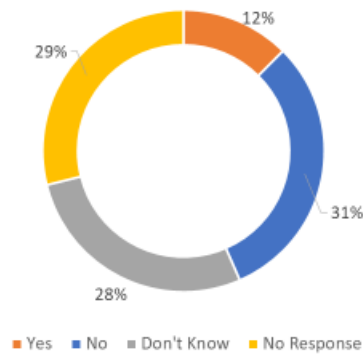


Financial and Legal



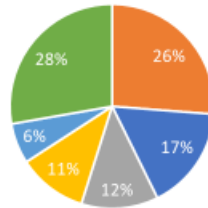
Financial and Legal

Do you feel existing programs or resources adequately address Financial and Legal Issues?



Additional Questions

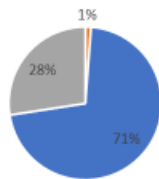
In the last 12 months, have you been able to make enough money to meet your family's basic needs?



- Almost always, almost every month this past year
- Often, every other month this past year or similar
- Sometimes, 4-5 times this past year
- Seldom, 1-3 times this past year
- Never
- No Response

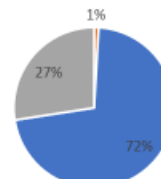
Migrant/Farm Worker Respondents

Are you currently a migrant worker? (This means that you travel away from your permanent residence to work in agriculture and are unable to return home the same day).



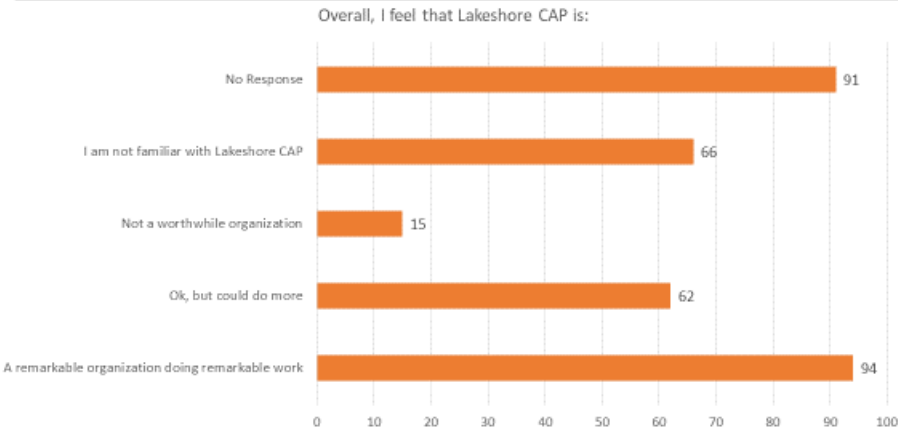
- Yes
- No
- No Response

Are you currently a seasonal farmworker? (This means that you work in seasonal or temporary farm work, but you are not required to be away from your permanent residence overnight).



- Yes
- No
- No Response

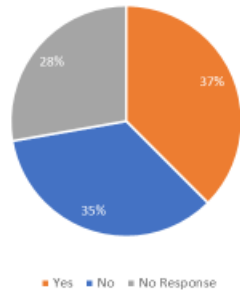
Agency Perception



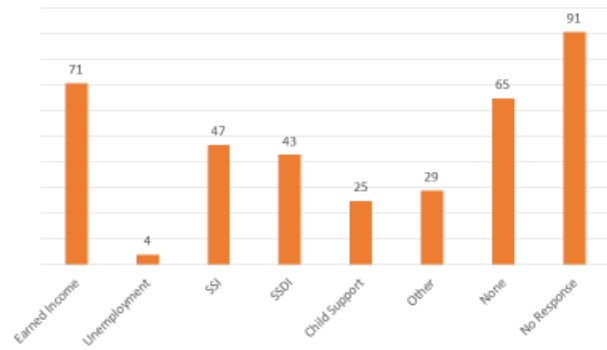
Household Information

Public Benefits/Income

Is your household currently receiving public benefits?

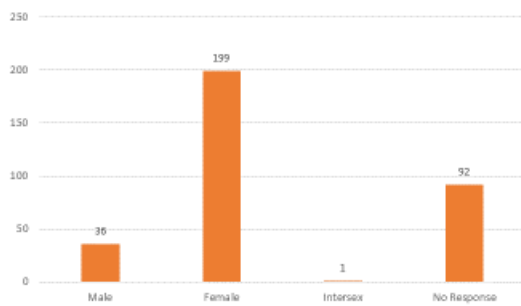


Is your household earning/receiving any of the following types of income? - Selected Choice

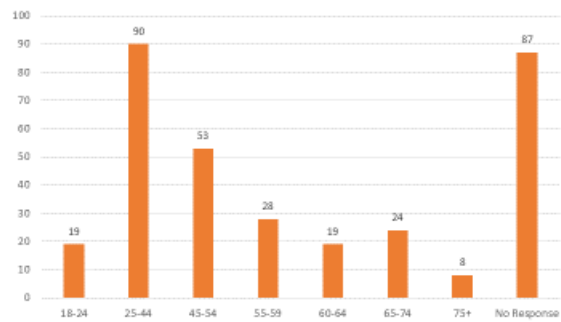


Age and Gender

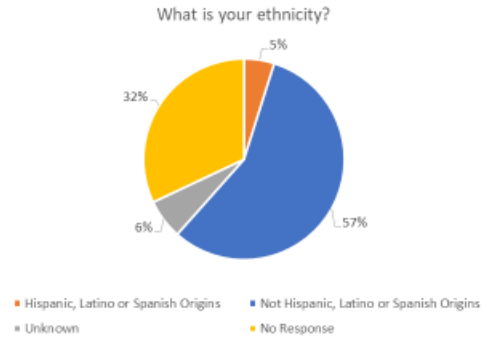
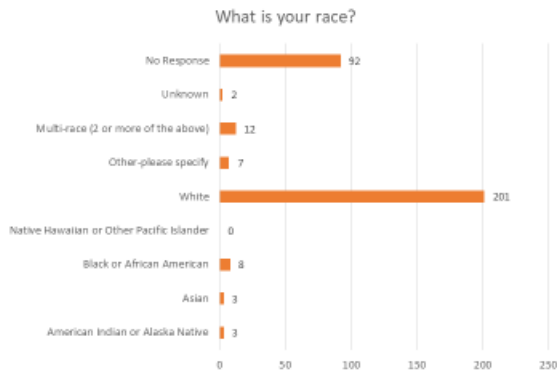
What is your sex?



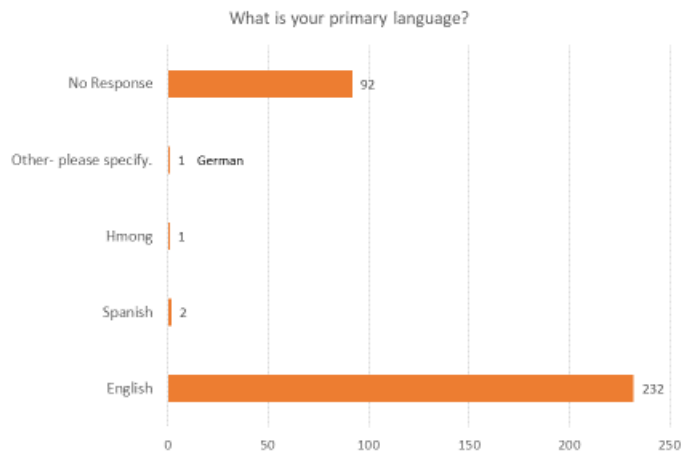
What is your age range?



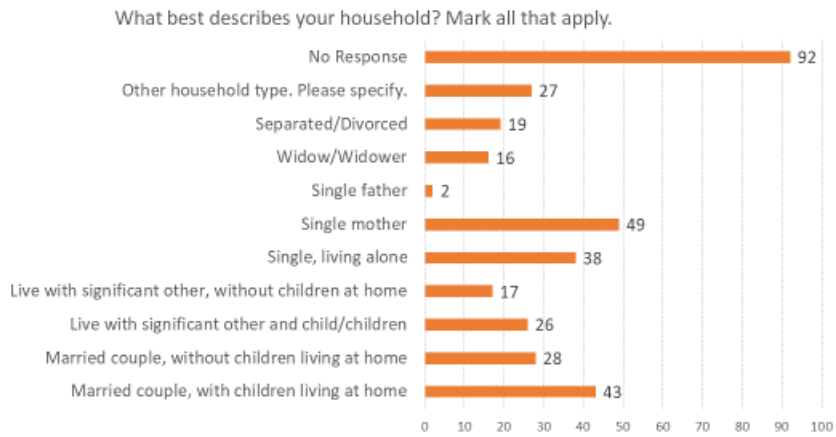
Race and Ethnicity



Language

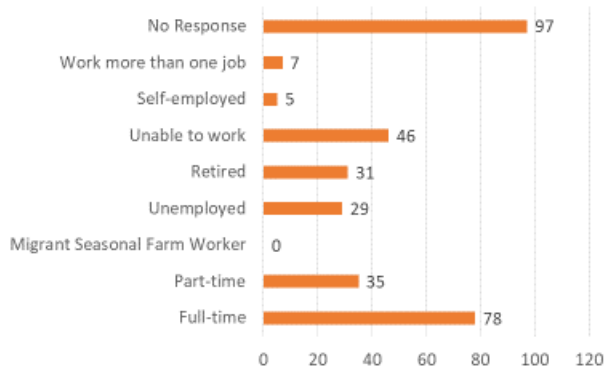


Household Type

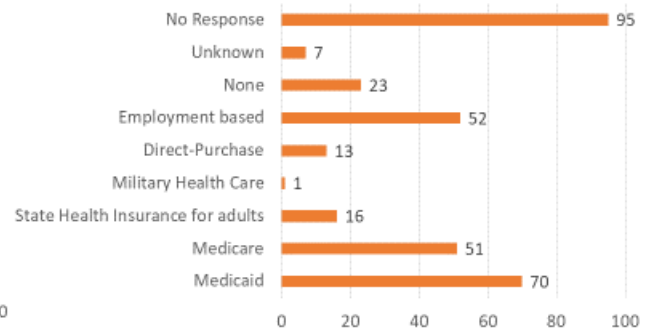


Employment and Insurance

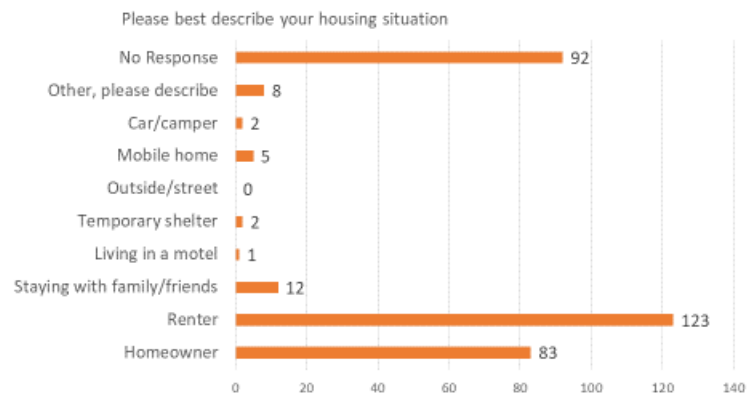
Please indicate your employment situation



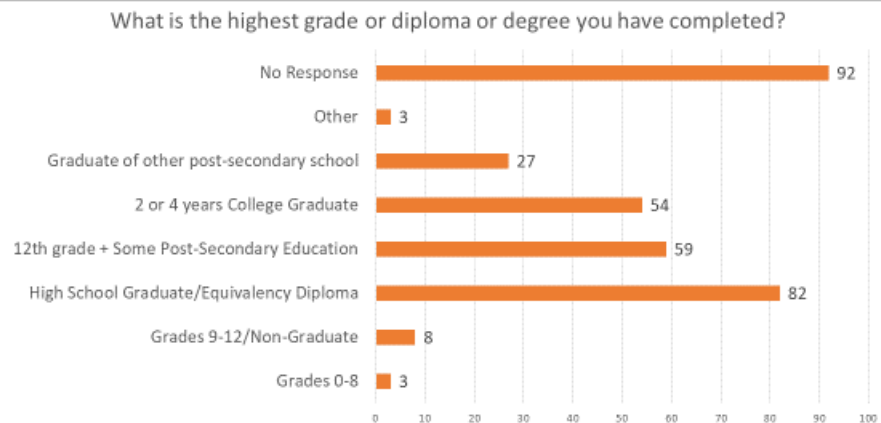
What, if any form of health insurance do you have?



Housing Status



Education Status



Type of Job

Admin/Administrative/Office- 10

Caregiver- 7

Retail- 10

Customer Service- 4

Disabled- 7

Education- 4

Factory/Manufacturing- 11

Healthcare- 10

Nonprofit- 4

Retired- 9

Service/Restaurant- 6

Stay at home- 6

Unemployed/NA/None- 28



STAKEHOLDER RESULTS



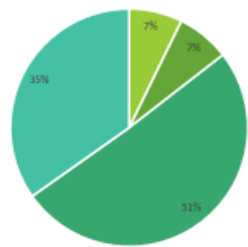
2025-2027 Community Needs Assessment

STAKEHOLDER SURVEY



Survey Responses By County

Number of Surveys Submitted by County

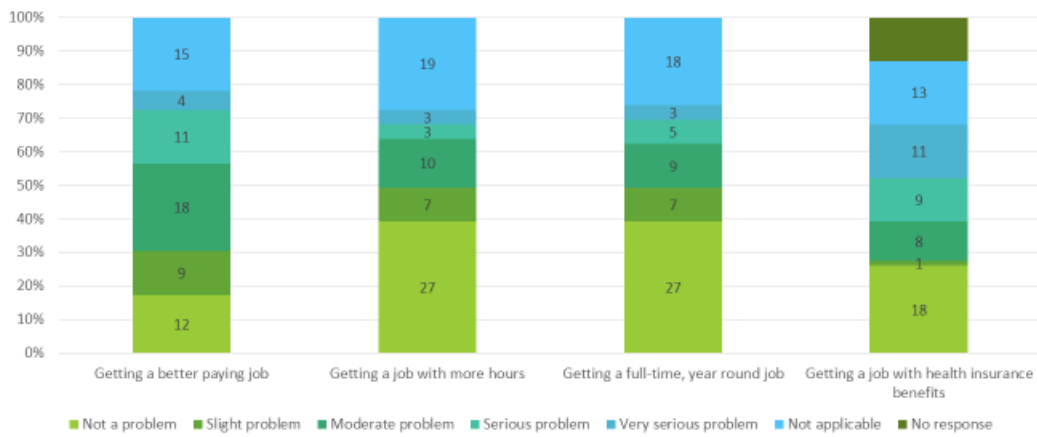


■ Door ■ Kewaunee ■ Manitowoc ■ Sheboygan

69 Total Surveys Submitted

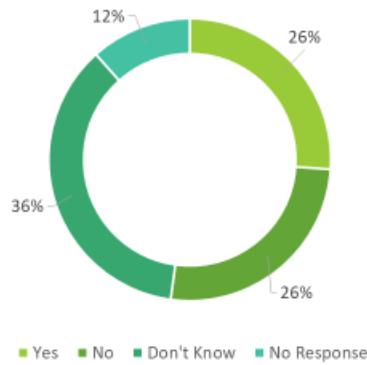


Employment

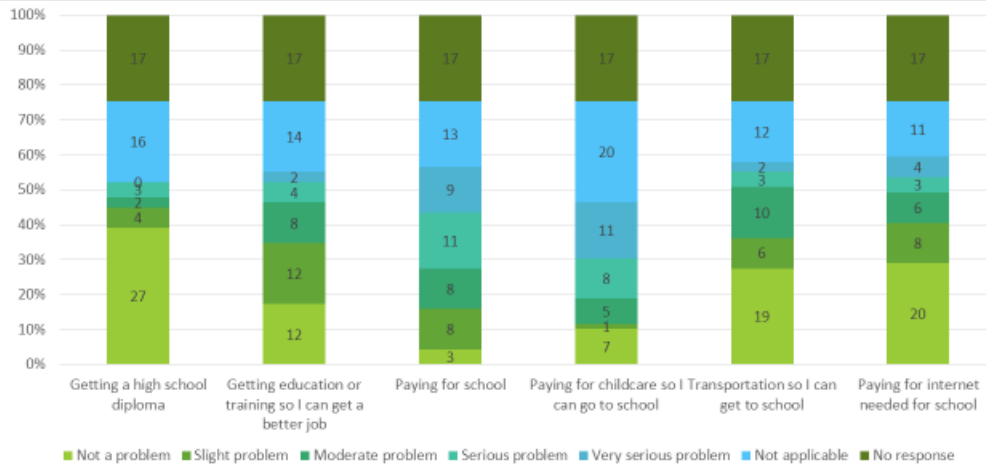


Employment

Do you feel existing programs or resources adequately address Employment Issues?

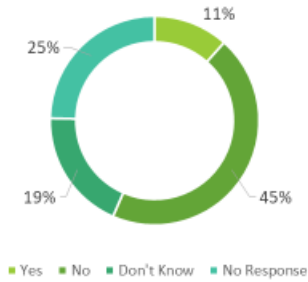


Education and Training

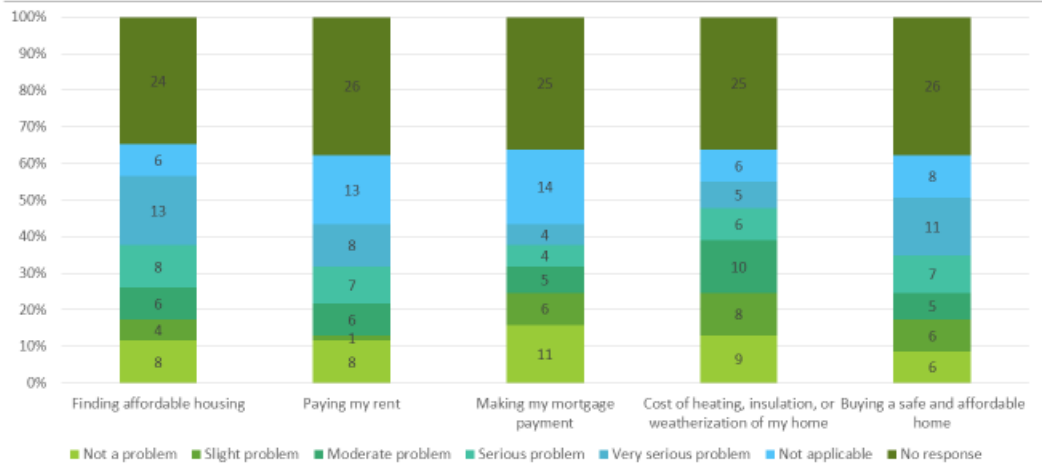


Education and Training

Do you feel existing programs or resources adequately address Education and Training Issues?

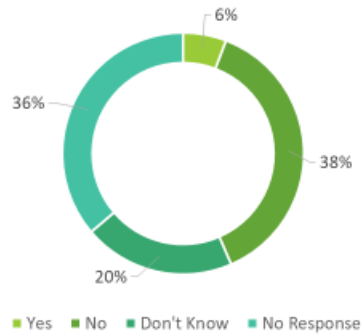


Housing

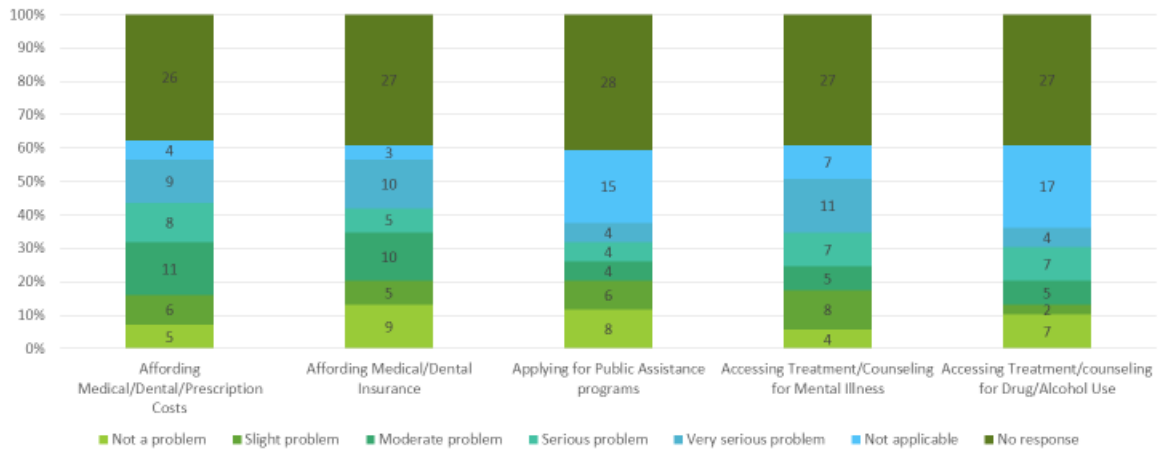


Housing

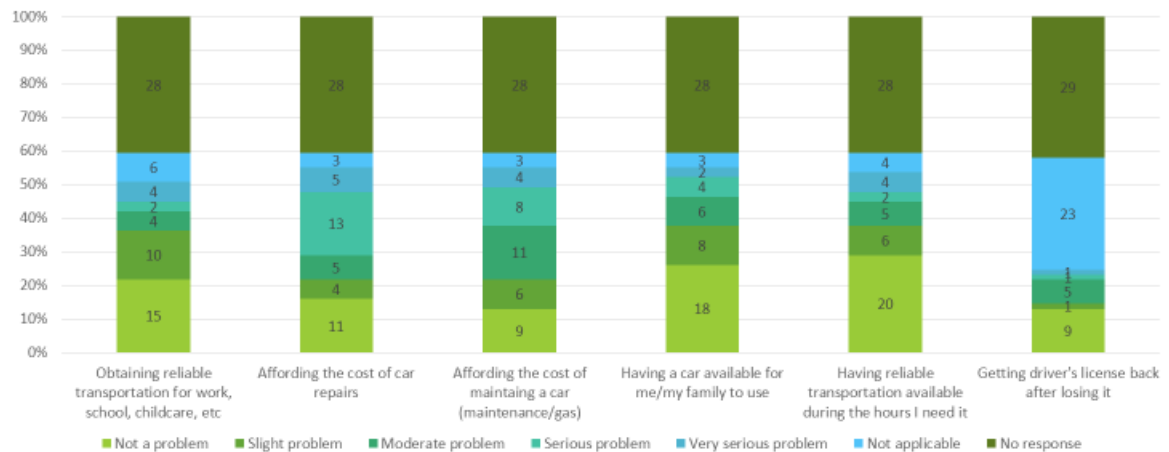
Do you feel existing programs or resources adequately address Housing Issues?



Health

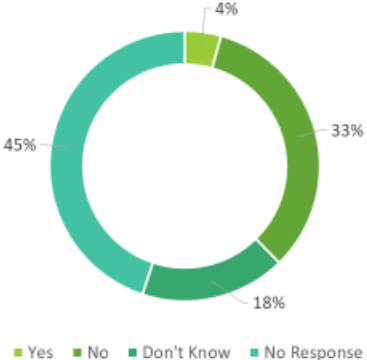


Transportation

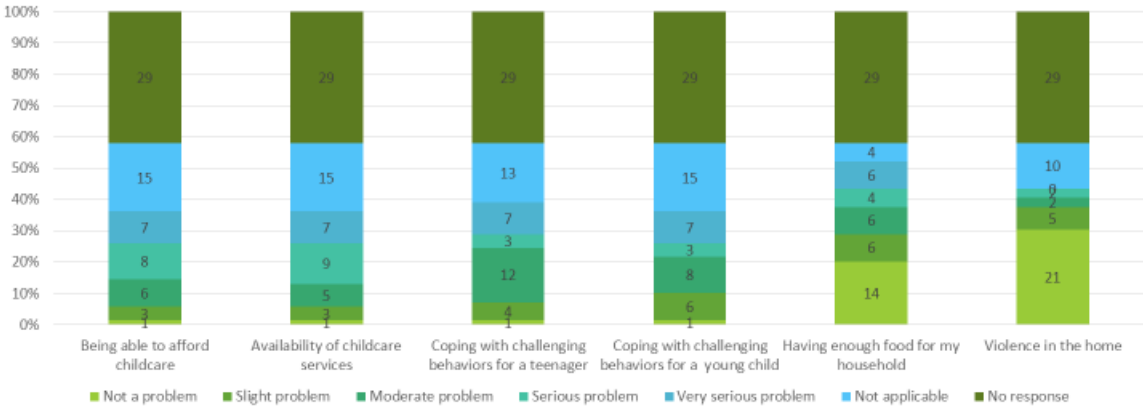


Transportation

Do you feel existing programs or resources adequately address Transportation Issues?

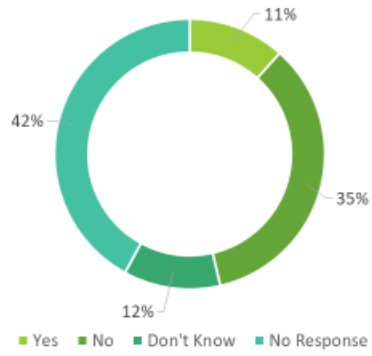


Family

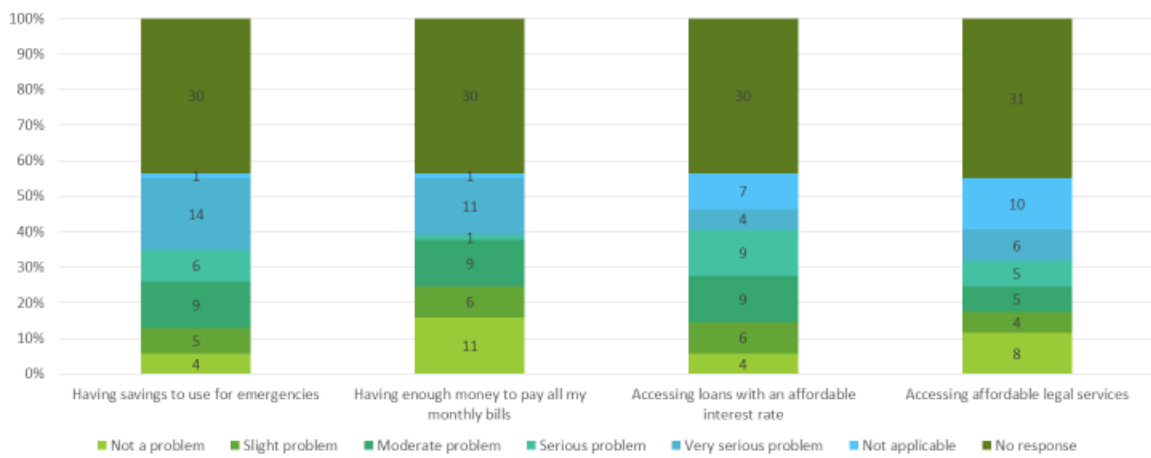


Family

Do you feel existing programs or resources adequately address Family Issues?

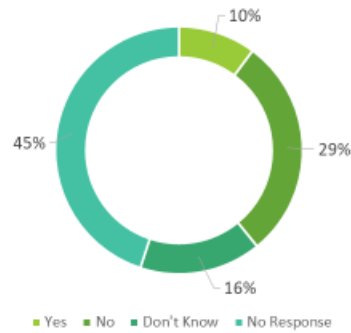


Financial and Legal



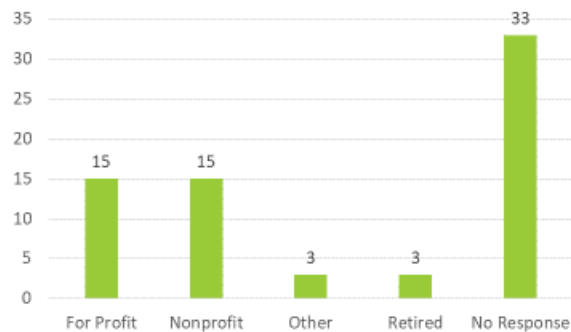
Financial and Legal

Do you feel existing programs or resources adequately address Financial and Legal Issues?



Employment

If you are employed, which best describes your situation?





Lakeshore Community Action Program

COMMUNITY SURVEY

To better understand the needs of your household and community, Lakeshore CAP asks that you please complete this survey.
Please complete and return by **June 2, 2025**. Thank you.

Please mark the county you live in:

Manitowoc _____ **Door** _____ **Kewaunee** _____ **Sheboygan** _____

Please circle the answer that best fits your household.

EMPLOYMENT	Not a problem	Slight problem	Moderate problem	Serious problem	Very serious problem	Does not apply
Getting a better paying job	0	1	2	3	4	
Getting a job with more hours	0	1	2	3	4	
Getting a full-time, year-round job	0	1	2	3	4	
Getting a job with health insurance benefits	0	1	2	3	4	

Do you think current community programs or resources help enough with **Employment** issues? Examples: Job training programs, resume writing programs etc. **Yes** _____ **No** _____ **Don't know** _____

What ideas do you have for improving or expanding Employment services?

EDUCATION & TRAINING	Not a problem	Slight problem	Moderate problem	Serious Problem	Very serious problem	Does not apply
Getting a high school diploma	0	1	2	3	4	
Getting education or training so I can get a better job	0	1	2	3	4	
Paying for school	0	1	2	3	4	
Paying for childcare so I can go to school	0	1	2	3	4	
Transportation so I can get to school	0	1	2	3	4	
Paying for internet needed for school	0	1	2	3	4	

Do you think current community programs or resources help enough with **Education & Training** issues? Examples: Tuition Assistance, Childcare Assistance, Public Transportation, School/Training Courses Available and Affordable etc. **Yes** _____ **No** _____ **Don't know** _____

What ideas do you have for improving or expanding Education and Training services?

HOUSING	Not a problem	Slight problem	Moderate problem	Serious problem	Very serious problem	Does not apply
Finding affordable housing	0	1	2	3	4	
Paying my rent	0	1	2	3	4	
Making my mortgage payment	0	1	2	3	4	
Cost of heating, insulation, or weatherization of my home	0	1	2	3	4	
Buying a safe and affordable home	0	1	2	3	4	

Do you think current community programs or resources help enough with **Housing** issues? Examples: Rent Assistance, Subsidized Housing, Mortgage Assistance, Utility Assistance etc. **Yes**____ **No**____ **Don't know**____

What ideas do you have for improving or expanding Housing services?

HEALTH	Not a problem	Slight problem	Moderate problem	Serious problem	Very serious problem	Does not apply
Affording Medical/Dental/Prescription costs	0	1	2	3	4	
Affording Medical/Dental Insurance	0	1	2	3	4	
Applying for Public Assistance programs	0	1	2	3	4	
Accessing treatment/counseling for Mental Illness	0	1	2	3	4	
Accessing treatment/counseling for Drug/Alcohol use	0	1	2	3	4	

Do you think current community programs or resources help enough with **Health** issues? Examples: Lower cost clinics, Addiction Recovery Program, Affordable Health Care Act, BadgerCare, Mental Health support like JAK's Place, Mental Health America, Painting Pathways, etc. **Yes**____ **No**____ **Don't know**____

What ideas do you have for improving or expanding Health services?

TRANSPORTATION	Not a problem	Slight problem	Moderate problem	Serious problem	Very serious problem	Does not apply
Obtaining reliable transportation for work, school, childcare, etc.	0	1	2	3	4	
Affording the cost of car repairs	0	1	2	3	4	
Affording the cost of maintaining a car (maintenance/gas)	0	1	2	3	4	
Having a car available for me/my family to use	0	1	2	3	4	
Having reliable transportation available during the hours I need it	0	1	2	3	4	
Getting driver's license back after losing it.	0	1	2	3	4	

Do you think current community programs and resources help enough with **Transportation** issues? Examples: Car repair programs, Public Transportation, Car purchase programs etc. **Yes**____ **No**____ **Don't know**____

What ideas do you have for improving or expanding Transportation services?

FAMILY	Not a problem	Slight problem	Moderate problem	Serious problem	Very serious problem	Does not apply
Being able to afford childcare	0	1	2	3	4	
Availability of childcare services	0	1	2	3	4	
Coping with challenging behaviors for a teenager	0	1	2	3	4	
Coping with challenging behaviors for a young child	0	1	2	3	4	
Having enough food for my household	0	1	2	3	4	
Violence in the home	0	1	2	3	4	

Do you think current community programs and resources help enough with **Family** issues? Examples: Childcare assistance, Counseling programs, Food Pantries, FoodShare, Domestic Violence support etc. **Yes**____ **No**____ **Don't know**____

What ideas do you have for improving or expanding Family services?

FINANCIAL & LEGAL	Not a problem	Slight problem	Moderate problem	Serious problem	Very serious problem	Does not apply
Having savings to use for emergencies	0	1	2	3	4	
Having enough money to pay all my monthly bills	0	1	2	3	4	
Accessing loans with an affordable interest rate	0	1	2	3	4	
Accessing affordable legal services	0	1	2	3	4	

Do you think current community programs and resources help enough with **Financial/Legal** issues? Examples: Free legal help like Legal Action and Legal Aide Society, Budget Counseling programs like Consumer Credit Counseling or Money Management Counselors, Utility Assistance Programs etc. **Yes**____ **No**____ **Don't know**____

What ideas do you have for improving or expanding Financial & Legal services?

1. In the last 12 months, have you been worried about losing your housing?
 - a. ____ Almost always, almost every month this past year
 - b. ____ Often, every other month this past year or similar
 - c. ____ Sometimes, 4-5 times this past year
 - d. ____ Seldom, 1-3 times this past year
 - e. ____ Never

2. In the last 12 months, have you been worried about feeding your household?
 - a. ____ Almost always, almost every month this past year
 - b. ____ Often, every other month this past year or similar
 - c. ____ Sometimes, 4-5 times this past year
 - d. ____ Seldom, 1-3 times this past year
 - e. ____ Never

3. In the past 12 months have you been able to make enough money to meet your family's basic needs?
 - a. Almost always, almost every month this past year
 - b. Often, every other month this past year or similar
 - c. Sometimes, 4-5 times this past year
 - d. Seldom, 1-3 times this past year
 - e. Never

4. Are you currently a migrant farmworker (this means you travel away from your permanent residence to work in agriculture and are unable to return home the same day)? Yes No

5. Are you currently a seasonal farmworker (this means you work in seasonal or temporary farm work, but you are not required to be away from your permanent residence overnight)? Yes No

What are your biggest barriers to employment, education, and training?

What is your top need at this time?

Overall, I feel that Lakeshore CAP is:

- A remarkable organization doing remarkable work
- Ok, but could do more
- Not a worthwhile organization
- I am not familiar with Lakeshore CAP

HOUSEHOLD INFORMATION

Please provide the income information requested. It is necessary to make your response valid.

1. Is your household currently receiving public benefits?

Yes _____ No _____

2. Is your household earning/receiving any of the following types of income?

- Earned Income
- Unemployment
- SSI
- SSDI
- Child Support
- Other. Please specify _____
- None

3. What is your sex?

Male _____ Female _____ Intersex _____

4. What is your age range?

18-24___ 25-44___ 45-54___ 55-59___ 60-64___ 65-74___ 75+___

5. What is your race?

- American Indian or Alaskan Native
- Asian
- Black or African American
- Native Hawaiian or Other Pacific Islander
- White
- Other-please specify _____
- Mult-race (2 or more of the above)
- Unknown

6. What is your ethnicity?

- Hispanic, Latino or Spanish Origins
- Not Hispanic, Latino or Spanish Origins
- Unknown

7. What is your primary language?

- English
- Spanish
- Hmong
- Other-Please Specify _____

8. What best describes your household? Mark all that apply.

- Married couple, with children living at home
- Married couple, without children living at home
- Live with significant other and child/children
- Live with significant other, without children at home
- Single, living alone
- Single mother
- Single father
- Widow/Widower
- Separated/Divorced
- Other household type. Please specify _____

9. Please indicate your employment situation:

- Full-time
- Part-time
- Migrant Seasonal Farm Worker
- Unemployed
- Retired
- Unable to work
- Self-employed
- Work more than one job

10. What, if any form of health insurance do you have?

- Medicaid
- Medicare
- State Health Insurance for Adults
- Military Health Care
- Direct-Purchase
- Employment based

- None
- Unknown

11. Please best describe your housing situation:

- Homeowner
- Renter
- Staying with family/friends
- Living in a motel
- Temporary shelter
- Outside/street
- Mobile home
- Car/camper
- Other, please describe _____

12. What is the highest grade or diploma or degree you have completed:

- Grades 0-8
- Grades 9-12/Non-Graduate
- High School Graduate/Equivalency Diploma
- 12th grade + Some Post-Secondary Education
- 2 or 4 years College Graduate
- Graduate of other post-secondary school
- Other

13. What type of job do you have?

Other comments:



STAKEHOLDER SURVEY

Lakeshore CAP is surveying community members in our four-county area to gather feedback that will help us plan for the future.

This survey asks about challenges low-income households may face. Please answer based on the needs you see in the community you live or work in. *If you consider your household to be low-income, please complete the low-income survey found here: https://uwmadison.co1.qualtrics.com/jfe/form/SV_dn9ziPvma2EbFmm*

*Lakeshore CAP asks that you please complete this survey and return by **June 2, 2025**. Thank you.*

Which county or counties do you live or work in? If you live in one county and work in another, you can complete one survey for both or one for each county. If filling out more than one survey, please indicate only the county you're answering for. **Manitowoc** _____ **Door** _____ **Kewaunee** _____ **Sheboygan** _____

For the following questions, please circle the answer you feel fits best in your community.

EMPLOYMENT	Not a problem	Slight problem	Moderate problem	Serious problem	Very serious problem	Does not apply
Getting a better paying job	0	1	2	3	4	
Getting a job with more hours	0	1	2	3	4	
Getting a full-time, year-round job	0	1	2	3	4	
Getting a job with health insurance benefits	0	1	2	3	4	

Do you think current community programs or resources help enough with **Employment** issues? Examples: Job training programs, resume writing programs etc. **Yes** _____ **No** _____ **Don't know** _____

What ideas do you have for improving or expanding Employment services?

EDUCATION & TRAINING	Not a problem	Slight problem	Moderate problem	Serious problem	Very serious problem	Does not apply
Getting a high school diploma	0	1	2	3	4	
Getting education or training so a better job can be obtained	0	1	2	3	4	
Paying for school	0	1	2	3	4	
Paying for childcare during school	0	1	2	3	4	
Transportation to get to school	0	1	2	3	4	
Paying for internet needed for school	0	1	2	3	4	

Do you think current community programs or resources help enough with **Education & Training** issues? Examples: Tuition Assistance, Childcare Assistance, Public Transportation, School/Training Courses Available and Affordable etc. **Yes**____ **No**____ **Don't know**____

What ideas do you have for improving or expanding Education and Training services?

HOUSING	Not a problem	Slight problem	Moderate problem	Serious problem	Very serious problem	Does not apply
Finding affordable housing	0	1	2	3	4	
Paying rent	0	1	2	3	4	
Making mortgage payments	0	1	2	3	4	
Cost of heating, insulation, or weatherization of home	0	1	2	3	4	
Buying a safe and affordable home	0	1	2	3	4	

Do you think current community programs or resources help enough with **Housing** issues? Examples: Rent Assistance, Subsidized Housing, Mortgage Assistance, Utility Assistance etc. **Yes**____ **No**____ **Don't know**____

What ideas do you have for improving or expanding Housing services?

HEALTH	Not a problem	Slight problem	Moderate problem	Serious problem	Very serious problem	Does not apply
Affording Medical/Dental/Prescription costs	0	1	2	3	4	
Affording Medical/Dental Insurance	0	1	2	3	4	
Applying for Public Assistance programs	0	1	2	3	4	
Accessing treatment/counseling for Mental Illness	0	1	2	3	4	
Accessing treatment/counseling for Drug/Alcohol use	0	1	2	3	4	

Do you think current community programs or resources help enough with **Health** issues? Examples: Lower cost clinics, Addiction Recovery Program, Affordable Health Care Act, BadgerCare, Mental Health support like JAK's Place, Mental Health America, Painting Pathways, etc. **Yes**____ **No**____ **Don't know**____

What ideas do you have for improving or expanding Health services?

TRANSPORTATION	Not a problem	Slight problem	Moderate problem	Serious problem	Very serious problem	Does not apply
Obtaining reliable transportation for work, school, childcare, medical appointments, grocery shopping, etc.	0	1	2	3	4	
Affording the cost of car repairs	0	1	2	3	4	
Affording the cost of maintaining a car (maintenance/gas)	0	1	2	3	4	
Having a car available for individual/family to use	0	1	2	3	4	
Having reliable transportation available during the hours needed	0	1	2	3	4	

Do you think current community programs and resources help enough with **Transportation** issues? Examples: Car repair programs, Public Transportation, Car purchase programs etc. **Yes** ____ **No** ____ **Don't know** ____

What ideas do you have for improving or expanding Transportation services?

FAMILY	Not a problem	Slight problem	Moderate problem	Serious problem	Very serious problem	Does not apply
Being able to afford childcare	0	1	2	3	4	
Availability of childcare services	0	1	2	3	4	
Coping with challenging behaviors for a teenager	0	1	2	3	4	
Coping with challenging behaviors for a young child	0	1	2	3	4	
Having enough food for household	0	1	2	3	4	
Violence in the home	0	1	2	3	4	

Do you think current community programs and resources help enough with **Family** issues? Examples: Childcare assistance, Counseling programs, Food Pantries, FoodShare, Domestic Violence support etc. **Yes** ____ **No** ____ **Don't know** ____

What ideas do you have for improving or expanding Family services?

FINANCIAL & LEGAL	Not a problem	Slight problem	Moderate problem	Serious problem	Very serious problem	Does not apply
Having savings to use for emergencies	0	1	2	3	4	
Having enough money to pay all monthly bills	0	1	2	3	4	
Accessing loans with an affordable interest rate	0	1	2	3	4	
Accessing affordable legal services	0	1	2	3	4	

Do you think current community programs and resources help enough with **Financial/Legal** issues? Examples: Free legal help like Legal Action and Legal Aide Society, Budget Counseling programs like Consumer Credit Counseling or Money Management Counselors, Utility Assistance Programs etc. **Yes** ____ **No** ____ **Don't know** ____

What ideas do you have for improving or expanding Financial & Legal services?

If you are employed, which best describes your situation?

- Nonprofit
- For profit
- Retired
- Volunteer
- Other _____

Poverty Data by County

Door County

Poverty Rate: 8.66%

Gender and Age — The top 3 age ranges by gender living in poverty:

Females ages 55-64 (8.44%), ages 65-74 (7.28%) and ages 25-34 (6.55%)

Males ages 55-64 (12.4%), ages 65-74 (5.82%) and ages 55-54 (5.13%)

Race and Ethnicity —

Poverty by Race and Ethnicity	Poverty Rate
White	46.9%
Black	1.51%
Native American	-
Asian	0.059%
Native Hawaiian and Other Pacific Islander	-
Hispanic	2.83%
Two or more races	.413%
Other	2.14%

Source: Datausa.io

Kewaunee County

Poverty Rate: 7.62%

Gender and Age — The top 3 age ranges by gender living in poverty:

Females ages 35-44 (15%), ages 55-64 (8.01%) and ages 45-54 (7.32%)

Males ages 65-74 (5.71%), ages 55-64 (5%) and ages 6-11 (4.68%)

Race and Ethnicity —

Poverty by Race and Ethnicity	Poverty Rate
White	44%
Black	-
Native American	.404%
Asian	-
Native Hawaiian and Other Pacific Islander	-
Hispanic	4.55%
Two or more races	4.75
Other	3.33%

Source: Datausa.io

Manitowoc County

Poverty Rate: 9.76%

Gender and Age — The top 3 age ranges by gender living in poverty:

Females ages 75+ (9.65%), ages 55-64 (8.7%) and ages 25-34 (7.91%).

Male ages 6-11 (5.72%), ages 35-44 (5.62%) and ages 55-64 (5.2%)

Race and Ethnicity —

Poverty by Race and Ethnicity	Poverty Rate
White	45.2%
Black	0.4%
Native American	.353%
Asian	1.86
Native Hawaiian and Other Pacific Islander	-
Hispanic	5.61%
Two or more races	4.75%
Other	0.522%

Source: Datausa.io

Sheboygan County

Poverty Rate: 8.08%

Gender and Age — The top 3 age ranges by gender living in poverty:

Females ages 25-34 (8.66%), ages 55-64 (7.17%) and ages 6-11 (5.33%)

Males ages 55-64 (7.76%) ages 18-24 (6.06%) and ages 35-44 (5.63%)

Race and Ethnicity —

Poverty by Race and Ethnicity	Poverty Rate
White	39.2.8%
Black	3.16%
Native American	.157%
Asian	6.52%
Native Hawaiian and Other Pacific Islander	-
Hispanic	7.61%
Two or more races	5.67%
Other	1.23%

Source: Datausa.io

County poverty data reported by Age and Gender is from Data USA 2023
gathered from US Census American Community Survey

ALICE HOUSEHOLD SURVIVAL BUDGET

The ALICE survey, conducted by United Ways across the country, examines the cost of basic necessities in each county. It calculates the annual and hourly wages required for households that are Asset Limited, Income Constrained, and Employed (ALICE) to simply survive in their communities. The Household Survival Budget below is based on the average cost of essential items for a family of four (two adults, one infant, and one preschooler).

This information is drawn from the 2023 report, which uses data collected that same year. Since then, it is almost certain that the cost of every category has continued to rise.

Data source: Unitedforalice.org

DOOR COUNTY

HOUSING	\$1,046
CHILDCARE	\$1,260
FOOD	\$1,413
TRANSPORTATION	\$935
HEALTHCARE	\$617
MISCELLANEOUS	\$539
TECHNOLOGY	\$116
TAXES	\$573
MONTHLY TOTAL	\$6,499
<i>ANNUAL WAGE</i>	<i>\$77,988</i>
<i>HOURLY WAGE</i>	<i>\$38.99</i>

KEWAUNEE COUNTY

HOUSING	\$1,062
CHILDCARE	\$1,427
FOOD	\$1,253
TRANSPORTATION	\$935
HEALTHCARE	\$617
MISCELLANEOUS	\$541
TECHNOLOGY	\$116
TAXES	\$580
MONTHLY TOTAL	\$6,531
<i>ANNUAL WAGE</i>	<i>\$78,372</i>
<i>HOURLY WAGE</i>	<i>\$39.19</i>

SHEBOYGAN COUNTY

HOUSING	\$1,045
CHILDCARE	\$1,595
FOOD	\$1,301
TRANSPORTATION	\$935
HEALTHCARE	\$617
MISCELLANEOUS	\$561
TECHNOLOGY	\$116
TAXES	\$634
MONTHLY TOTAL	\$6,804
<i>ANNUAL WAGE</i>	\$81,648
<i>HOURLY WAGE</i>	\$40.82

MANITOWOC COUNTY

HOUSING	\$909
CHILDCARE	\$1,160
FOOD	\$1,261
TRANSPORTATION	\$935
HEALTHCARE	\$617
MISCELLANEOUS	\$500
TECHNOLOGY	\$116
TAXES	\$467
MONTHLY TOTAL	\$5,965
<i>ANNUAL WAGE</i>	\$71,580
<i>HOURLY WAGE</i>	\$35.79

Key Findings: The Struggle for Basic Survival

The overarching theme emerging from Lakeshore CAP's Low-Moderate Income Needs Assessment is survival—particularly, surviving unexpected emergencies and maintaining access to basic necessities such as housing, transportation, food, healthcare, and clothing.

1. Emergency Savings Are Out of Reach

Many households lack the financial flexibility to handle unexpected costs. For example, the cost of securing a new rental in an emergency can exceed \$1,000, which is unmanageable for families with no emergency savings. This is particularly dangerous in the face of an eviction, sudden rent increases, or the need for relocation.

2. Housing Affordability and Stability

Access to affordable, safe, and stable housing remains one of the most significant challenges:

- 38% of survey respondents indicated they rent their homes.
- Renters face unique instability due to the absence of rent control in Wisconsin, the threat of eviction, or displacement if a landlord sells the property.
- According to a June 2024 letter from the U.S. Department of the Treasury, “rents and house prices have been rising faster than incomes across most regions of the United States” for over two decades.
- Nearly 90% of families earning under \$20,000 annually spend more than 30% of their income on housing—crossing the HUD's affordability threshold.

3. Cost of Car Repairs is Increasing

Transportation is another critical area of concern. Many rely on cars for work, medical appointments, and basic errands, but:

- The cost of car repairs has increased by 43%, from \$290.76 in January 2019 to \$419.92 in January 2025, per the U.S. Bureau of Labor Statistics.
- Without savings, even a single repair can jeopardize a household's ability to meet other essential expenses.

Conclusion

Low- to moderate-income households are not only struggling to get ahead—they are struggling to stay afloat. Rising housing and transportation costs, combined with stagnant incomes and a lack of savings, create a cycle of precarity that leaves families one emergency away from crisis.

DATA RESOURCE LIST

World Population Review www.worldpopulationreview.com

United Way Census Bureau www.census.gov

Lakeshore CAP 2024 Service Data Report

Data USA www.datausa.io

United Way ALICE Report 2025 www.unitedwaywi.org/page/ALICE

U.S. Department of the Treasury <https://home.treasury.gov/news/featured-stories/rent-house-prices-and-demographics>

Federal Reserve Bank of St. Louis <https://fred.stlouisfed.org/series/CUSR0000SETD>

Acknowledgements

Lakeshore CAP would like to extend our sincere thanks to our community partners who helped distribute our surveys. We are also grateful to everyone who took the time to complete a survey—your input provided valuable insights to guide our process.

A special thank you to United Way of Manitowoc County for your meaningful contributions as a member of our planning committee.

We would also like to express our deep appreciation to the University of Wisconsin-Madison, Division of Extension – Sheboygan County. Your expertise and thoughtful input were invaluable to our planning efforts, and we are especially thankful for your support in gathering online survey data.

Thank you all for your collaboration and commitment to strengthening our community.
